

AMS POLYMERS LIMITED

(Formerly known as SAI MOH AUTO LINKS LIMITED)

CIN: L34300DL1985PLC020510

Regd. Off.: C-582, Saraswati Vihar, Pitampura, Delhi-110034

Phone: 91-11-27017987; Fax: 91-11-27017987

Email: polymersams@gmail.com; Website: www.amspolymers.com

10th November, 2021

The Manager (Listing)
Bombay Stock Exchange Limited
1st Floor, P. J. Tower,
Dalal Street, Mumbai-400001

Subject: Outcome of Board Meeting and Submission of Unaudited Financial Results and Limited Review Report for the quarter and half year ended 30th September, 2021

Ref: BSE Scrip Code-540066

Dear Sir,

This is to inform you that in pursuance to Regulation 33 of SEBI (LODR) Regulations, 2015, the Board of Directors of the Company in their meeting held today i.e., Wednesday 10th November, 2021 at C-582, Saraswati Vihar, Pitampura, Delhi-110034 and concluded just now has, inter-alia, transacted the following businesses:

1. Consider and approved the Standalone Unaudited Financial Results of the Company for the quarter and half year ended 30th September, 2021.
2. Considered and taken on record the Limited Review Report submitted by the Statutory Auditors of the Company for the Quarter and half year ended on 30th September, 2021.

Further, in compliance of Regulation 33 of SEBI (LODR) Regulations, 2015 a copy of the aforesaid Financial Results alongwith Limited Review Report are enclosed herewith for your kind perusal.

The meeting started at 04.45 P.M and concluded at 05.45 P.M

Kindly take the aforesaid information in your records.

Thanking You

Yours Truly,
For AMS Polymers Limited


Chiranjivi Ramukh
Company Secretary



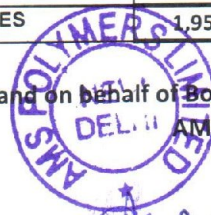
Encl: As above

CC:

The Manager (Listing), Ahmedabad Stock Exchange Limited Kamdhenu Complex, Opp. Sahajanand College, Panjara Pole, Ambawadi, Ahmedabad - 380015	The Manager (Listing), Delhi Stock Exchange Ltd., DSE House, 3/1, Asaf Ali Road, New Delhi - 110002	The Manager (Listing), Ludhiana Stock Exchange Limited, Feroz Gandhi Market, JilaKacheri Area, Model Gram, Ludhiana, Punjab - 141001
---	--	---

AMS Polymers Limited			
Regd. Off. :C-582, SARASWATI VIHAR, PITAMPURA DELHI-110034			
UNAUDITED STATEMENT OF ASSETS & LIABILITIES AS ON SEPTEMBER 30TH, 2021			
CIN : L34300DL1985PLC020510			
			(Rs. In Lacs)
	Particulars	As at 30.09.2021 (Unaudited)	As at 31.03.2021 (Audited)
A	ASSETS		
1	Non Current Assets		
	Property Plant & Equipment	6.85	9.50
	Capital Works in progress		-
	Other Intangible Assets		-
	Total Non Current Assets	6.85	9.50
	Non Current Financial Assets		
	Investments	7.62	7.62
	Other non current assets		
	Total Non- Current Assets	7.62	7.62
2	Current Assets		-
	Inventories	197.53	328.02
	Current Financial Assets		
	Trade receivables	1,670.23	1,381.37
	Cash & cash equivalents	38.13	4.79
	Loans and Advances	25.81	10.48
	Other current financial assets	11.48	11.51
	Total Current Assets	1,943.18	1,736.17
	TOTAL ASSETS	1,957.65	1,753.29
B	EQUITY & LIABILITES		
1	EQUITY		
	Equity Share Capital	330.25	330.25
	Other Equity	(3.17)	(8.13)
	Total Equity	327.08	322.12
2	LIABILITIES		
	Non-Current Liabilities		
	Non-Current Financial Liabilities		
	Borrowings		
	Other Financial Liabilities		
	Long Term Provisions		
	Deferred tax liabilities	1.32	1.32
	Total Non-Current Liabilities	1.32	1.32
	Current Liabilities		
	Current Financial Liabilities		
	Borrowing	423.92	315.41
	Trade payables	1,176.14	1,083.39
	Other current financial liabilities	25.14	28.65
	short term Provisions	4.05	2.40
	Total Current Financial Liabilities	1,629.25	1,429.85
	TOTAL EQUITY & LIABILITIES	1,957.65	1,753.29

For and on behalf of Board of Directors of
AMS Polymers Limited



(Anand Kumar)
Managing Director
DIN :01381489

Place: New Delhi
Date: 10.11.2021

AMS Polymers Limited

Regd. Off. : C-582, SARASWATI VIHAR, PITAMPURA DELHI-110034

STATEMENT OF STANDALONE UNAUDITED FINANCIAL RESULTS FOR THE QUARTER & HALF YEAR ENDED SEPTEMBER 30, 2021


CIN : L34300DL1985PLC020510

					(Rs in Lacs except EPS)		
Sno.	Particulars	For the Quarter Ended			For the Half year ended		Year Ended
		30-Sept-21 (Unaudited)	30-June-21 (Unaudited)	30-Sept-20 (Unaudited)	30-Sept-21 (Unaudited)	30-Sept-20 (Unaudited)	31-March-2021 (Audited)
1	Income from Operation						
	(a) Net Sales/Revenue from Operations	1,195.39	800.39	946.12	1,995.78	1,316.15	832.73
	(b) Other Operating Income	-	-	-	-	-	-
	(c) Other Income	-	-	0.01	-	0.01	58.36
	Total Income	1,195.39	800.39	946.13	1,995.78	1,316.16	891.09
2	Expenses						
	a) Cost of Materials consumed	-	-	-	-	-	-
	b) Purchase of Stock-in-trade	1,110.16	654.77	964.73	1,764.93	1,334.91	772.48
	c) Changes in Inventory of Finished goods, Work-in-progress and Stock-in-trade	28.46	102.03	(81.99)	130.49	(111.23)	55.82
	d) Employee Benefits Expenses	34.54	26.33	33.33	60.87	54.08	41.51
	e) Finance Costs	1.89	4.89	0.74	6.78	6.23	5.10
	f) Depreciation and Amortisation expense	0.22	0.27	1.56	0.49	3.12	1.23
	g) Other expenses	15.50	10.11	15.65	25.61	27.11	21.72
	Total Expenses	1,290.77	798.40	934.02	1,989.17	1,314.22	897.86
3	Profit/(Loss) before Exceptional Items and tax (1-2)	4.62	1.99	12.11	6.61	1.94	(6.77)
4	Exceptional Items	-	-	-	-	-	-
5	Profit/(Loss) before tax (3 + 4)	4.62	1.99	12.11	6.61	1.94	6.77
6	Tax Expense						
	- Current tax	1.65	-	1.24	1.65	1.24	-
	- Deferred tax	-	-	(0.76)	-	(0.76)	-
	Short/Excess provision for earlier year	-	-	-	-	-	-
	Total Tax Expenses	1.65	-	0.48	1.65	0.48	-
7	Profit/(Loss) for the period (5-6)	2.97	1.99	11.63	4.96	1.46	6.77
8	Other Comprehensive Income (net of tax)	-	-	-	-	-	-
9	Total Comprehensive Income for the period (7+8)	2.97	1.99	11.63	4.96	1.46	6.77
10	Paid-up equity share capital (face value of Rs 10/- per share)	330.25	330.25	330.25	330.25	330.25	330.25
11	Earning per share (EPS) of Rs 10/- each (not annualized)						
	(1) Basic	0.09	0.06	0.35	0.15	0.04	0.20
	(2) Diluted	0.09	0.06	0.35	0.15	0.04	0.20
12	Reserves excluding Revaluation (Reserves as per balance sheet of previous Accounting year)						

Notes :

- The above Results for the half year ended September 30, 2021 has been reviewed by the Audit Committee and thereafter approved by the Board of Directors at their meeting held on 10th November, 2021
- The Company operates in a single segment and the results pertain to a single segment in accordance with IND AS 108-Operating Segment.
- Previous year/period figures have been regrouped/arranged, wherever necessary to make them comparable with the current period figure.
- The Company has adopted Indian Accounting Standards ("Ind AS") notified by the Ministry of Corporate Affairs. This Statement has been prepared in accordance with the Companies (Indian Accounting Standards) Rules, 2015 (Ind AS) prescribed under Section 133 of the Companies Act, 2013 read with relevant rules issued thereunder and other recognised accounting practices and policies to the extent applicable.
- The format for un-audited quarterly results as prescribed in SEBI's Circular CIR/CFD/CMD/15/2015 dated November 30, 2015 has been modified to comply with requirements of SEBI's circular dated July 5, 2016, IND AS and Schedule III (Division II) to the Companies Act, 2013 applicable to the
- The Statutory Auditors have conducted a limited review on the above unaudited financial results for the quarter & Six Months ended 30th September

For and on behalf of Board of Directors of
AMS Polymers Limited



(Anand Kumar)

Managing Director

DIN :01381489

Place: New Delhi

Date : 10.11.2021


AMS POLYMERS LIMITED
(Formerly, Sai Moh Auto Links Limited)
CIN: L34300DL1985PLC020510

UNAUDITED CASH FLOW STATEMENT FOR THE HALF YEAR ENDED 30TH SEPTEMBER, 2021

(Amount in Rs.)

	Particulars	For the half year ended 30th September, 2021		For the half year ended 30th September, 2020	
A)	Cash flow from operating activities				
	Net Operating profit before tax and extra ordinary items		660,806		194,630
	Adjustments for:-				
	Depreciation	49,450		26,210	
	Profit on sale of Investments				
	Interest Income				
	Profit on redemption of Mutual Fund				
	Fair Value of Mutual Fund				
	Dividend Income		49,450		26,210
	Operating profit before working capital changes		710,256		220,840
	(Increase) / Decrease in Other Current Assets	(346,000)		166,020	
	(Increase) / Decrease in Other non assets	-		-	
	(Increase) / Decrease in Trade Recievables	(36,359,000)		(28,368,593)	
	(Increase) / Decrease in Loan Recievables	(211,000)		(1,553,320)	
	(Increase) / Decrease in Inventories	11,955,000		(11,121,611)	
	(Increase) / Decrease in Shot-term other assets	-		-	
	Increase / (Decrease) in Long-term Provision	-		-	
	Increase / (Decrease) in Short -term Provision	33,000		-	
	Increase / (Decrease) in Other current liabilities	1,081,149		(503,852)	
	Increase / (Decrease) in Non-current Trade payable	-		-	
	Increase / (Decrease) in Current Trade payable	10,703,000		43,247,317	
	Increase / (Decrease) in Non-current Other current liabilities	-		-	
	Increase / (Decrease) in Other financial liabilities	-	(13,143,851)	-	1,865,961
	Cash generated from operations		(12,433,595)		
	Net direct taxes paid		-		
	Net cash from Operating Activities		(12,433,595)		2,086,801
B)	Cash flow from Investing Activities				
	Purchase of fixed Assets	(38,321)			
	Fresh investment made in Subsidiary Companies	-			
	Profit of Investments	-			
	Interest received	-			
	Dividend Income	-			
	Proceeds from Sale of Investment	350,000		-	
	Sale of Tangible Assets	-		-	
	Net cash used in investing activities		311,679		
	Net cash from operating and investing activities		(12,121,916)		2,086,801
C)	Cash flow from financing activities				
	Proceeds from issuance of preference share capital			-	
	Increase/(decrease) Short term borrowings	11,811,000		774,841	
	Dividend Paid			-	
	Tax paid on Dividend Distribution			-	
	Interest paid	(189,000)		-	
	Net cash from financing activities		11,622,000		774,841
	Net cash from operating, investing & financial activities		(499,916)		2,861,642
	Net increase in cash & cash equivalent		(499,916)		2,861,642
	Opening balance of cash & cash equivalent		4,312,946		1,452,304
	Closing balance of cash & cash equivalent		3,813,030		4,312,946
	Note: Cash and cash equivalents included in the Cash Flow Statement comprise of the following:-				
i)	Cash balance in Hand		105,030		386,843
ii)	Balance with Banks:				
	a) In Current Accounts		3,708,000		3,926,103
	b) In Fixed Deposits				
	Total		3,813,030		4,312,946

For and on behalf of Board of Directors of
AMS Polymers Limited



(Anand Kumar)

Managing Director

DIN :01381489

Place: New Delhi

Date: 10.11.2021



KVA & COMPANY
CHARTERED ACCOUNTANTS

C-570, First Floor
Saraswati Vihar, Pitampura
Delhi-110034, Tel: 01147081081
E-mail: kvaandcompany@gmail.com

**Independent Auditors Limited Review Report on Quarterly Unaudited
Standalone Financial Results of the company for the quarter and half ended
30th September, 2021 pursuant to the Regulation 33 of the SEBI (Listing
Obligation and Disclosure Requirements) Regulations, 2015**

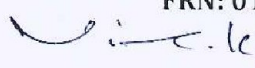
The Board of Directors
AMS Polymers Limited (Formerly, Sai Moh Auto Links Limited)

We have reviewed the accompanying statement of unaudited Standalone financial results of M/s **AMS Polymers Limited (Formerly, Sai Moh Auto Links Limited)** for the quarter and half year ended 30th September, 2021. This statement is the responsibility of the Company's Management and has been approved by the Board of Directors. Our responsibility is to issue a report on these financial statements based on our review.

We have conducted our review of the Statement in accordance with the Standard on Review Engagements (SRE) 2410, "Review of Interim Financial Information performed by the Independent Auditor of the Entity", issued by the Institute of Chartered Accountants of India. This standard requires that we plan and perform the review to obtain moderate assurance as to whether the financial statements are free of material misstatement. A review is limited primarily to inquiries of company personnel and analytical procedure applied to financial data and thus provides less assurance than an audit. We have not performed an audit and accordingly, we do not express an audit opinion.

Based on our review conducted as above, nothing has come to our attention that causes us to believe that the accompanying statement of unaudited standalone financial results prepared in accordance with applicable Indian Accounting Standards (Ind AS) under Section 133 of the Companies Act 2013 read the relevant rules issued there under and other recognized accounting practices and policies has not disclosed the information required to be disclosed in terms of Regulation 33 of the SEBI (Listing Obligations and Disclosure Requirements) Regulations, 2015 including the manner in which it is to be disclosed, or that it contains any material misstatement.

For KVA & Company
Chartered Accountants
FRN: 017791C


Vimal Kishore Aggarwal
Partner
M. No.: 510915



Place : New Delhi
Date : 10.11.2021

UDIN: -21510915AAAFLSB72
Certificate No: -706